

ENGLISH PROFICIENCY FOR EDUCATORS: TOWARDS EFFECTIVE CLASSROOM DELIVERY

Nurlisa Loke Abdullah

**In one word, how can I
bring joy to your day
today?**

Share with me one of your great qualities as an educator.

Write it down on a piece of paper and keep it with you until the end of the programme.

The importance of communication skills in education

- <https://www.youtube.com/watch?v=guuHASwvfWQ>
- Mario's complex and confusing instructions

Five groups five people. Take these things. Make the best out of them. Start doing it when you can start.

Tell me how do you feel right now?

Please make 8 groups. Each group consist of 4 to 5 people only. Next, take 5 items from the table. Your task is to create a new product to replace a dustpan. Do you know what's a dustpan? If you have any questions, feel free to ask. You may start now.

When instructions are not clearly given out, several consequences may arise:

- Frustration
- Misinterpretation:
- Confusion
- Time wastage
- Errors
- Learning Objective fails

This highlights the importance of being a skilled communicator and possessing strong communication abilities. Incompetence in communication can significantly interrupt/disrupt the entire lesson, undermining its purpose and impact.

The importance showing that you care

Close your eyes. Listen to me:

Imagine your child in a classroom where the teacher repeatedly targets and singles them out. The teacher subjects your child to constant scrutiny and ridicule, using their authority to demean and humiliate them. Hurtful comments about your child's appearance, abilities, or personal circumstances are frequently made. Adding to the distress, the teacher openly mocks your child in front of their peers, fostering an atmosphere of embarrassment and shame.

<https://www.youtube.com/watch?v=gIYW99OoVT8>

Describe your feelings
Are you going to do that to your
students?
Why? Why not?

How important it is to make a great first impression?

How long does it take to make a first impression?

How to engage with students?

- **Get to know your audience** as individuals by learning about their interests, goals, and challenges. **Recognize their strengths**
- **Create a friendly/welcoming environment**
- **Be approachable and available:** Make yourself accessible to students by being approachable and **available** for questions, discussions, or concerns. Encourage open communication and let students know that you are there to support them.



How to engage with students?

- **Build trust and credibility** - When students perceive you as knowledgeable, approachable, and competent, they are more likely to trust your expertise and engage with the content you are teaching. **So be prepared for your class at all times!**
- **Motivate Students:** Show your passion for the subject matter you teach
- Give regular & constructive feedback
- **Set Expectations:** When students know what is expected of them and understand the learning environment, they are more likely to engage and meet those expectations.

How to engage with students?

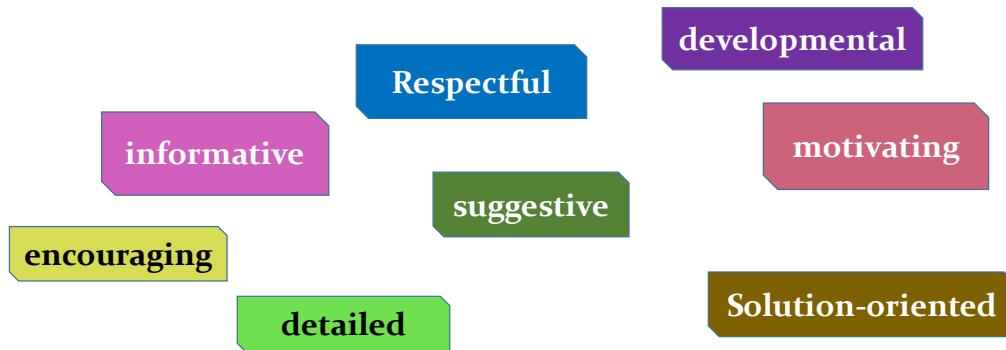
Celebrate achievements: Recognize and celebrate students' accomplishments - **big and small**. Publicly acknowledge their achievements, such as improved grades, insightful contributions, or personal milestones. This demonstrates that you **take notice of their progress and value their efforts**.

Vocabulary and Language Structures for Educators

**Simple and familiar language to be
used in classrooms**

How to enhance learning and encourage positive change?

By giving constructive feedback

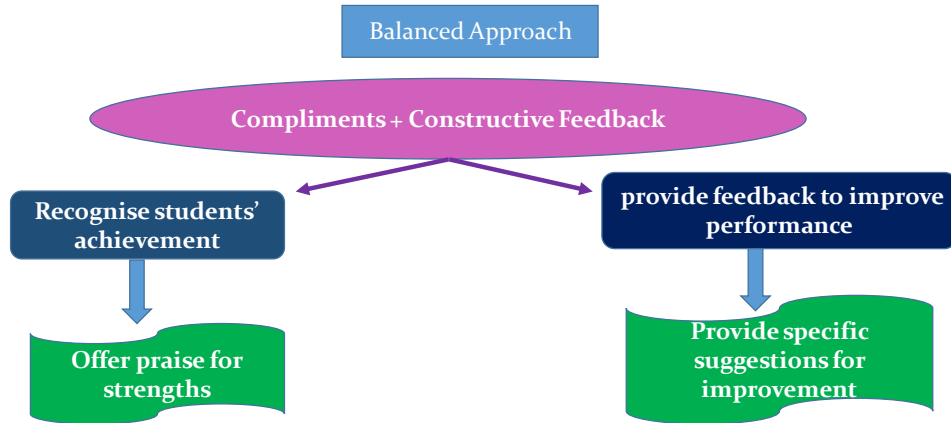


What is constructive feedback?

Constructive feedback refers to feedback that is specific to help individuals improve their performance. It provides guidance and suggestions for development. How? By **highlighting areas of strength** and **offering guidance on areas that need improvement**.

~~• Do not simply pointing out mistakes or deficiencies.~~

How to give constructive feedback?



By combining compliments and constructive feedback, you can motivate students and create an environment of continuous improvement.

The secret to giving great feedback | The Way We Work, a TED series

<https://www.youtube.com/watch?v=wtl5UrrgU8c>



How to Give Constructive and Actionable Feedback to Students: Staff to Students

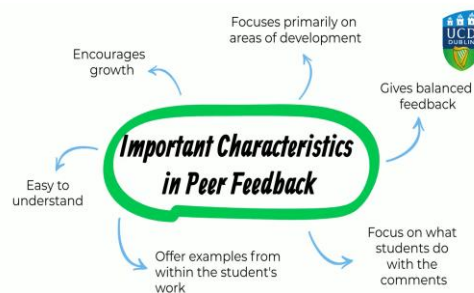
<https://www.youtube.com/watch?v=HB5HpEgcg-w>



How to Give Constructive and Actionable Feedback to Students: Staff to Students

How to Give Constructive and Actionable Peer Feedback: Students to Students

https://www.youtube.com/watch?v=GP1ww_1AJzl



How to Give Constructive and Actionable Peer Feedback: Students to Students

Micro-Teaching

Suppose you are going to conduct a lesson on the topic of writing a product description. How would you structure and facilitate this instructional session?